



NPS Campground Design Guide

September 2021





Agenda

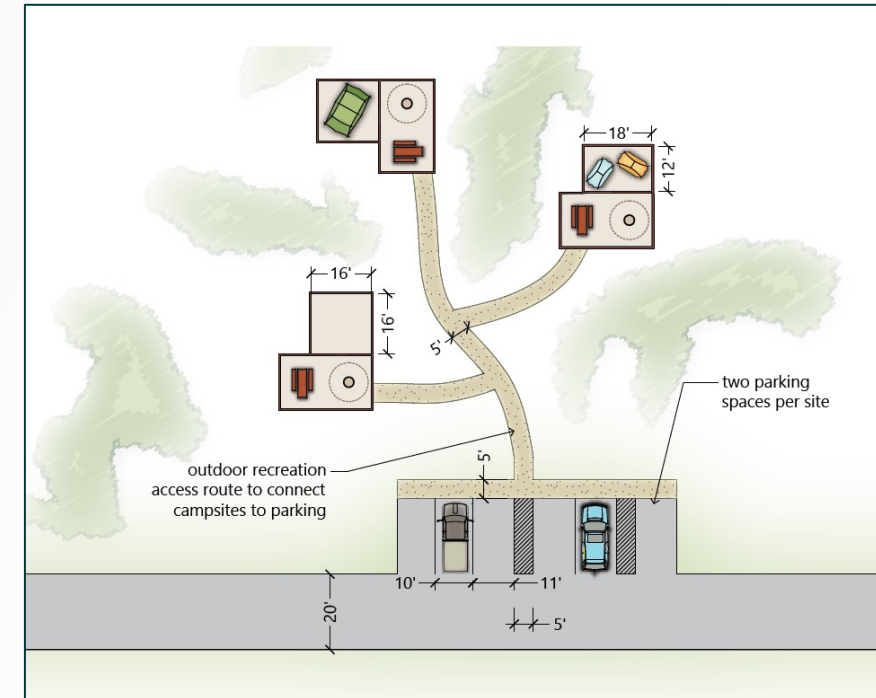
- 1 Design Guide Overview PPT
(Tamara Delaplane)
- 2 View and Explore the Guide
(Jessica Brown)
- 3 Open Discussion/Questions





NATIONAL PARK SERVICE CAMPGROUND DESIGN GUIDELINES


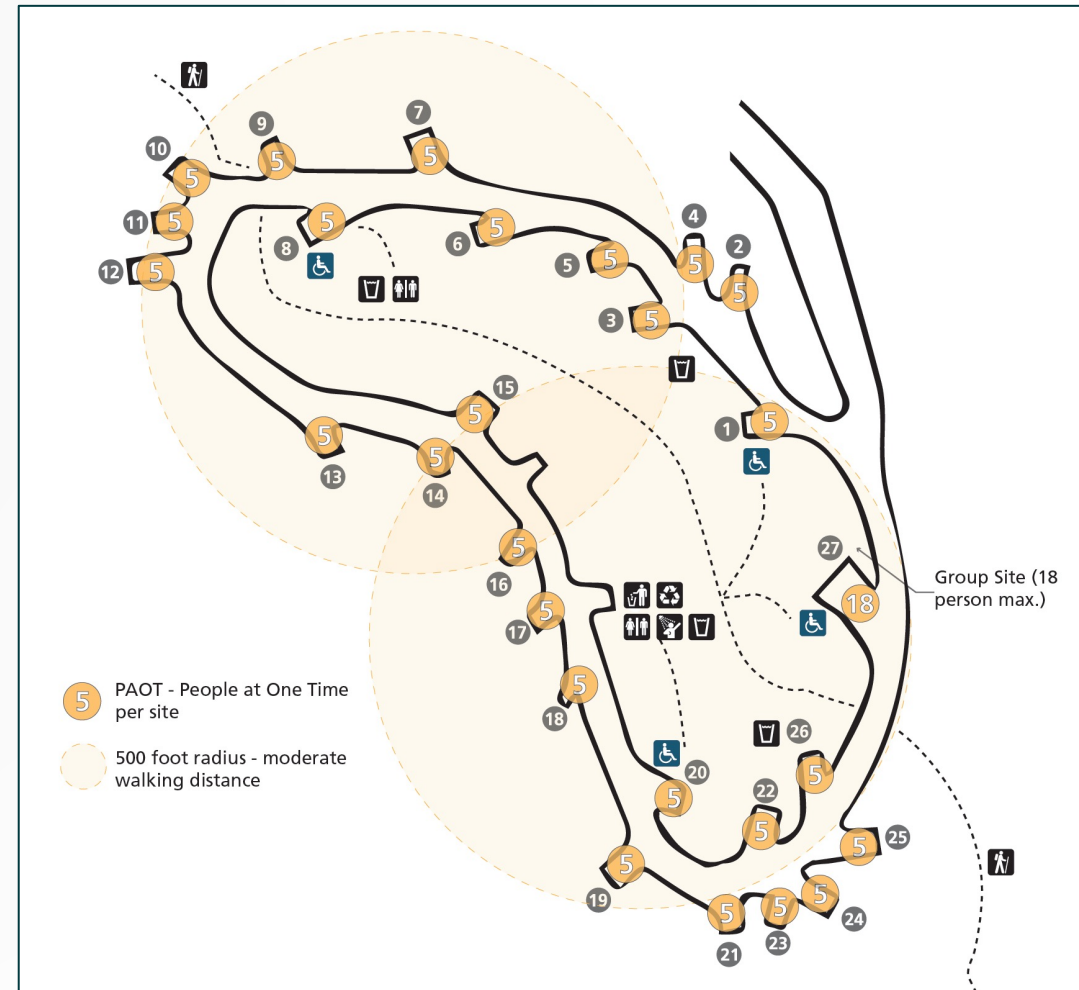
- Why is a design guide important?
 - Consistent approach to campground changes and improvements
- Who helped?
 - Park Planning Facilities & Lands (PPFL), in conjunction with Business Services (BS), Cultural Resources Partnerships and Science (CRPS), and Partnerships & Civic Engagement (PCE)
 - Over 20 national parks
 - Denver Service Center
 - WASO Social Science
 - Harpers Ferry Sign Program
 - BLM, BOR, ACE
 - USDA FS
 - State Parks





NATIONAL PARK SERVICE CAMPGROUND DESIGN GUIDELINES

- Who is this for?
 - all National Park Service staff and private contractors including planners, designers, superintendents, maintenance staff, concessioners and partners
 - Outside groups with interest
- How will it help parks?
 - During planning, design, construction, and maintenance
 - Help parks to build facility projects – this is especially important in the next SCC





NATIONAL PARK SERVICE CAMPGROUND DESIGN GUIDELINES

- Chapters in the Guidelines
 1. NATIONAL PARK SERVICE CAMPGROUND HISTORY
 2. SCOPING COMPLIANCE AND DESIGN
 3. CAMPGROUND DESIGN GUIDELINES
 4. OPERATIONS AND MAINTENANCE BEST PRACTICES

- How to use the Guide
 - Table of contents contains links to each chapter
 - Links located throughout the document

CONTENTS


01	NATIONAL PARK SERVICE CAMPGROUND HISTORY	Introduction.....ii Using the Guide ii Document Objective..... ii A Second Century Campground iv <hr style="border: 0.5px solid black;"/> 1 Pre-1930s: Early Campgrounds.....2 1930s: Rustic Campgrounds.....4 1950s–1960s: Mission 66 and Campgrounds.....7 Conclusion9 Brief Timeline11 <hr style="border: 0.5px solid black;"/> 14
02	SCOPING COMPLIANCE AND DESIGN	Project Scoping15 Investment and Management Tools15 Concessions16 Understanding the Visitor16 Accessibility17 Inclusivity.....18 Understanding the Site.....19 Site Analysis.....21





NATIONAL PARK SERVICE CAMPGROUND DESIGN GUIDELINES

- What is a Second Century Campground?
 - An inclusive campground that provides space for all users
 - Addresses critical systems deferred maintenance
 - Provides an array of reservation windows for different types of visitors
 - Includes an adaptive design that considers emerging technologies
 - Considers return on Investment





NATIONAL PARK SERVICE CAMPGROUND DESIGN GUIDELINES

- Unique Content:
 - Accessibility is the primary focus
 - Inclusivity
 - History of NPS campgrounds
 - How to use social science to make informed decisions
 - What makes NPS campgrounds unique
 - Specific campground requirements (campsite size, water needs, distance to facilities, etc.)
 - Operations and Maintenance

O&M - Flush Toilets:

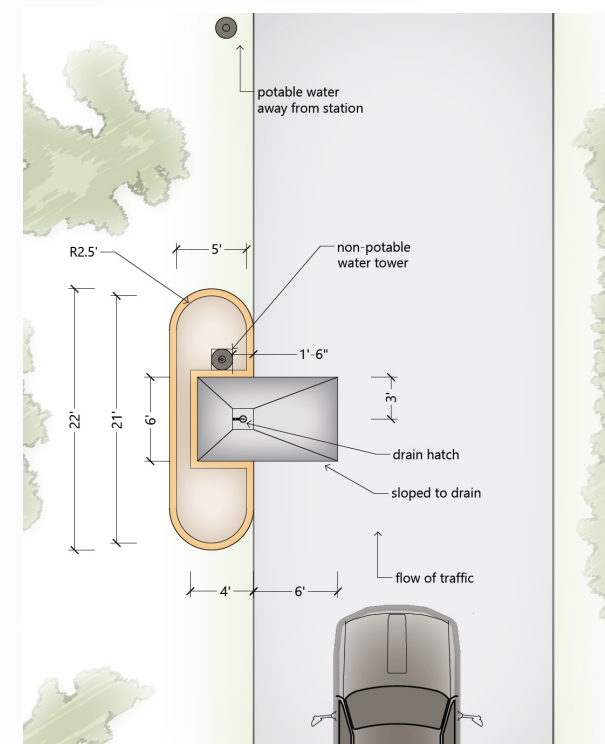
- Flush toilets should include a separate room to store cleaning supplies and other materials.
- Interiors made of concrete are preferred as they are easier to wash out and clean.
- Ensure proper placement of soap dispensers and other site amenities as these are common accessibility ([ABAAS 606](#)) mistakes.
- Consider sinks with built-in dryers and soap.
- Low flow toilets can sometimes cause issues with a wastewater system because there is not enough water to wash the effluent to the plant. Consult with USPHS or utility operator before making any large changes to water flow.





NATIONAL PARK SERVICE CAMPGROUND DESIGN GUIDELINES

- The Guide can be found here:
 - https://doimspp.sharepoint.com/sites/nps-cpmd/CPMDPolicyGuidanceProcess/CampgroundGuidelines/Campground_Design_Guidelines_508.pdf





View & Explore the Guide





Open Discussion/Questions

